Print at 100% / Actual size · standard 3.25 in, 28 mm · outline must measure 8 x 10.25 in

cut slit

cut slit







Host

Your listing is about to get hot.



This bar is exactly 2 inches.

Side A · Stand on the floor near what you measure.

fold

Fold it in 1 minute

1. Print at 100% (Actual size). Check the bar on side A is exactly 2 in.
2. Cut on the solid outline and the four short slits.
3. Fold both dashed lines away from you, so the print stays outside.
4. Tuck the tab under side A. Hook its two ends over side A at the slits.
5. This side goes on the floor. Don't flatten or bend the sides.

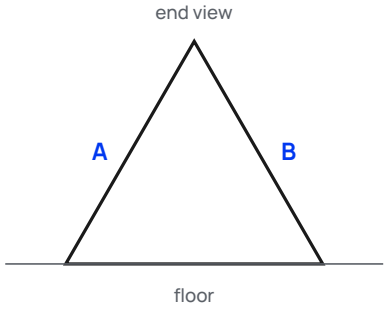

fold

Side B

adapta verify

Keep the whole card in the photo.

Adapta Prism Card v1 · standard 3.25 in, 28 mm





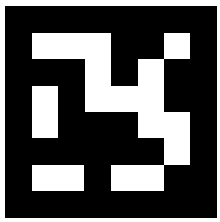

fold

Tab: tuck under side A · hook both ends over side A at the slits