Print at 100% / Actual size · pocket 5.5 x 2.5 in, 22 mm · outline must measure 5.5 x 8 in

cut slit

cut slit







adapta verify



This bar is exactly 2 inches.

Side A

fold

Fold it in 1 minute

1. Print at 100% (Actual size). Check the bar on side A is exactly 2 in.
2. Cut on the solid outline and the four short slits.
3. Fold both dashed lines away from you, so the print stays outside.
4. Tuck the tab under side A. Hook its two ends over side A at the slits.
5. This side goes on the floor. Don't flatten or bend the sides.

fold

Side B

adapta verify

Adapta Prism Card v1 · pocket 5.5 x 2.5 in, 22 mm







fold

Tab: tuck under side A · hook both ends over side A at the slits